



Couplings – Neo-Flex – Short

www.vibrationmounts.com Phone: 516.328.3662 Fax: 516.328.3365

• **MATERIAL:** Hubs – 303 Stainless Steel

Center – Molded Neoprene, Durometer 73

• **MOLDED NEOPRENE CENTER** • **SHAFT-TO SHAFT INSULATION**

• **FAIRLOC® AND PIN TYPE HUBS**

• **TORSIONAL VIBRATION ISOLATION**

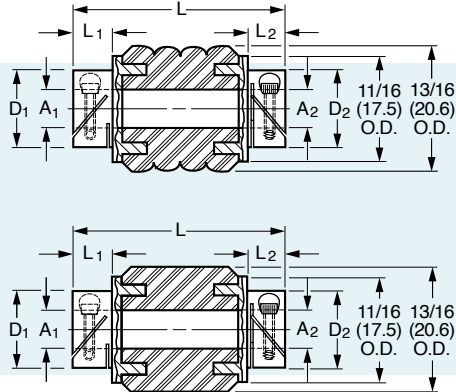


Fig 1. FairLoc® Type Hub

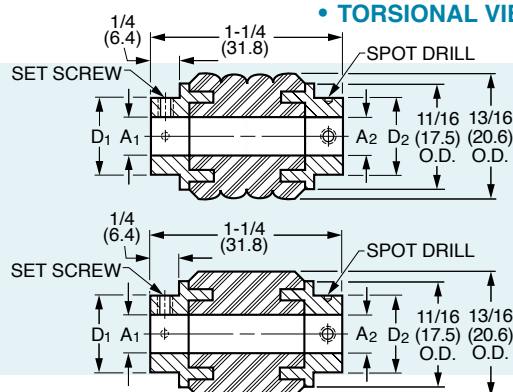


Fig 2. Pin Type Hub

Dimensions in () are mm.

MISALIGNMENT COMPENSATION

	Ribbed Style	Smooth Style
Max. Angular Offset	1°	1°
Max. Lateral Offset	.015 (0.38)	.005 (0.13)

Fig. 1 Fairloc® Type Hub

Catalog Number		A ₁ Bore +.001 (+0.025)	A ₂ Bore +.001 (+0.025)	D ₁ Hub Dia.	D ₂ Hub Dia.	L ₁ Hub Length	L ₂ Hub Length	L Overall Length ± 1/64 (± 0.4)	Cap Screw	Max. Torque oz. in. (N • m)
Ribbed Style	Smooth Style									
V50FSR-0303	V50FSS-0303	.1200 (3.048)	.1200 (3.048)	.440 (11.18)	.440 (11.18)	.257 (6.53)	.257 (6.53)	1.264 (32.1)	#2-56	100 (0.71)
V50FSR-0304	V50FSS-0304		.1250 (3.175)		.440 (11.18)		.257 (6.53)	1.264 (32.1)	#2-56	
V50FSR-0404	V50FSS-0404	.1250 (3.175)	.1250 (3.175)							
V50FSR-0406	V50FSS-0406		.1875 (4.763)	.440 (11.18)	.495 (12.57)	.257 (6.53)	.257 (6.53)	1.264 (32.1)	#2-56	120 (0.85)
V50FSR-0408	V50FSS-0408		.2500 (6.35)		.610 (15.49)		.295 (7.49)	1.302 (33.1)	#2-56 / #4-40	
V50FSR-0606	V50FSS-0606	.1875 (4.763)	.1875 (4.763)	.495 (12.57)	.495 (12.57)	.257 (6.53)	.257 (6.53)	1.264 (32.1)	#2-56	150 (1.06)
V50FSR-0608	V50FSS-0608		.2500 (6.35)		.610 (15.49)		.295 (7.49)	1.302 (33.1)	#2-56 / #4-40	
V50FSR-0808	V50FSS-0808	.2500 (6.35)	.2500 (6.35)	.610 (15.49)	.610 (15.49)	.295 (7.49)	.295 (7.49)	1.330 (33.8)	#4-40	180 (1.27)

Fig. 2 Pin Type Hub

Catalog Number		A ₁ Bore +.0005 (+0.013)	A ₂ Bore +.0005 (+0.013)	D ₁ Hub Dia.	D ₂ Hub Dia.	Set Screw	Max. Torque oz. in. (N • m)
Ribbed Style	Smooth Style						
V50PSR-0303	V50PSS-0303	.1200 (3.048)	.1200 (3.048)	5/16 (7.94)	5/16 (7.94)	#2-56	100 (0.71)
V50PSR-0304	V50PSS-0304		.1248 (3.17)		5/16 (7.94)		
V50PSR-0404	V50PSS-0404	.1248 (3.17)	.1248 (3.17)		5/16 (7.94)	#2-56	
V50PSR-0406	V50PSS-0406		.1873 (4.757)	5/16 (7.94)	3/8 (9.53)	#2-56 / #4-40	120 (0.85)
V50PSR-0408	V50PSS-0408		.2498 (6.345)		1/2 (12.7)	#2-56 / #6-32	
V50PSR-0606	V50PSS-0606	.1873 (4.757)	.1873 (4.757)	3/8 (9.53)	3/8 (9.53)	#4-40	150 (1.06)
V50PSR-0608	V50PSS-0608		.2498 (6.345)		1/2 (12.7)	#4-40 / #6-32	
V50PSR-0808	V50PSS-0808	.2498 (6.345)	.2498 (6.345)	1/2 (12.7)	1/2 (12.7)	#6-32	180 (1.27)

Other bore sizes and combinations available on special order.



Couplings – Neo-Flex – Short

www.vibrationmounts.com Phone: 516.328.3662 Fax: 516.328.3365

- **MATERIAL:** Hubs – 303 Stainless Steel
Center – Molded Neoprene, Durometer 73
- **MOLDED NEOPRENE CENTER** • **SHAFT-TO-SHAFT INSULATION**
- **TORSIONAL VIBRATION ISOLATION**
- **FAIRLOC® AND PIN TYPE HUBS**

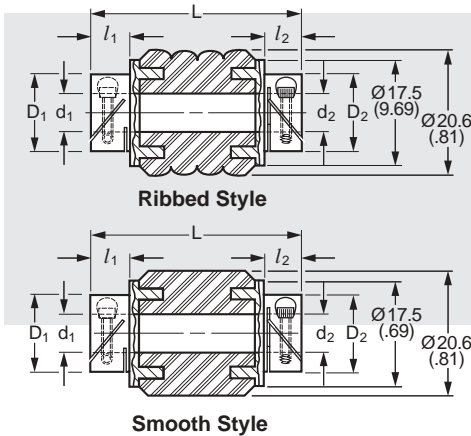


Fig. 1 Fairloc Type Hub

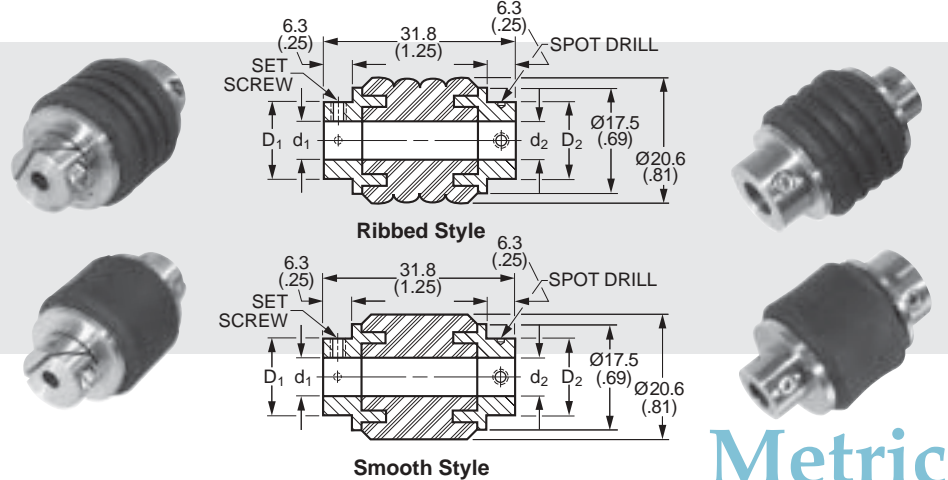


Fig. 2 Pin Type Hub

NOTE: Dimensions in () are inch.

MISALIGNMENT COMPENSATION

	Ribbed Style	Smooth Style
Max. Angular Offset	5°	1°
Max. Lateral Offset	0.25 (.010)	0.13 (.005)

Fig. 1 Fairloc® Hub Type

Catalog Number		d1 Bore +0.025 (+.0010)	d2 Bore +0.025 (+.0010)	D1 Hub Dia.	D2 Hub Dia.	l1 Hub Length	l2 Hub Length	L Overall Length ± 0.4 (± .016)	Cap Screw	Max. Torque N • m (oz. in.)
Ribbed Style	Smooth Style									
V50FSRM0303	V50FSSM0303	3 (.12)	3 (.12)	11 (.43)	11 (.43)	7 (.28)	7 (.28)	33.1 (1.30)	M2	0.71 (100)
V50FSRM0304	V50FSSM0304		4 (.16)	11 (.43)	12.5 (.49)		7 (.28)	33.1 (1.30)	M2	
V50FSRM0305	V50FSSM0305		5 (.20)	11 (.43)	16 (.63)		7.5 (.30)	33.6 (1.32)	M2/M2.5	
V50FSRM0306	V50FSSM0306		6 (.24)	12.5 (.49)	12.5 (.49)		7.5 (.30)	33.6 (1.32)	M2/M2.5	
V50FSRM0404	V50FSSM0404	4 (.16)	4 (.16)	12.5 (.49)	16 (.63)	7 (.28)	7 (.28)	33.1 (1.30)	M2.5	0.85 (120)
V50FSRM0405	V50FSSM0405		5 (.20)	12.5 (.49)	16 (.63)		7.5 (.30)	33.6 (1.32)		
V50FSRM0406	V50FSSM0406		6 (.24)	16 (.63)	16 (.63)		7.5 (.30)	33.6 (1.32)		
V50FSRM0505	V50FSSM0505	5 (.20)	5 (.20)	16 (.63)	16 (.63)	7.5 (.30)	7.5 (.30)	34.1 (1.34)	M2.5	1.06 (150)
V50FSRM0506	V50FSSM0506		6 (.24)	16 (.63)	16 (.63)		7.5 (.30)	34.1 (1.34)		
V50FSRM0606	V50FSSM0606	6 (.24)	6 (.24)	16 (.63)	16 (.63)	7.5 (.30)	7.5 (.30)	34.1 (1.34)	M2.5	1.27 (180)

NOTE: Fairloc® hubs require controlled shaft tolerances.
Suggested tolerance according to g6, h6 or h7.

Fig. 2 Pin Type Hub

Catalog Number		d1 Bore +0.013 (+.0005)	d2 Bore +0.013 (+.0005)	D1 Hub Dia.	D2 Hub Dia.	Set Screw	Max. Torque N • m (oz. in.)
Ribbed Style	Smooth Style						
V50PSRM0303	V50PSSM0303	3 (.12)	3 (.12)	7.9 (.31)	7.9 (.31)	M2	0.71 (100)
V50PSRM0304	V50PSSM0304		4 (.16)		9.5 (.37)		
V50PSRM0306	V50PSSM0306		6 (.24)		12.7 (.50)		
V50PSRM0404	V50PSSM0404	4 (.16)	4 (.16)	9.5 (.37)	9.5 (.37)	M2	0.85 (120)
V50PSRM0406	V50PSSM0406		6 (.24)		12.7 (.50)		
V50PSRM0606	V50PSSM0606	6 (.24)	6 (.24)	12.7 (.50)	7.9 (.31)	M3	1.27 (180)

Other bore sizes and combinations available on special order.



Couplings – Neo-Flex – Long

www.vibrationmounts.com Phone: 516.328.3662 Fax: 516.328.3365

- **MATERIAL:** Hubs – 303 Stainless Steel
Center – Molded Neoprene, Durometer 73

- MOLDED NEOPRENE CENTER • SHAFT-TO SHAFT INSULATION
- FAIRLOC® AND PIN TYPE HUBS
- TORSIONAL VIBRATION ISOLATION

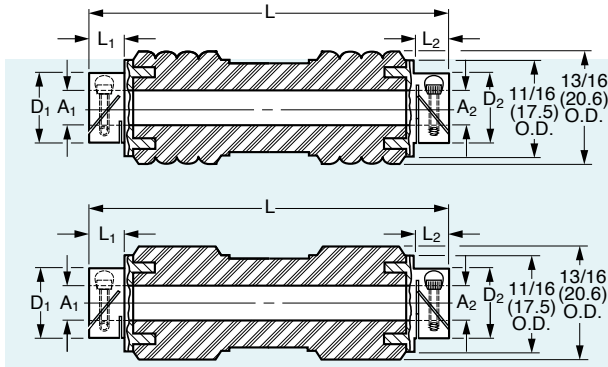


Fig 1. FairLoc® Type Hub

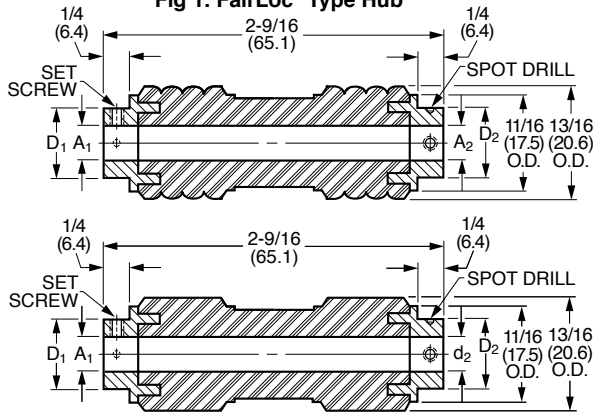


Fig 2. Pin Type Hub



Fig 1. FairLoc® Type Hub

Fig 2. Pin Type Hub

Dimensions in () are mm.

MISALIGNMENT COMPENSATION

	Ribbed Style	Smooth Style
Max. Angular Offset	15°	8°
Max. Lateral Offset	.015 (0.38)	.010 (0.25)

Fig. 1 Fairloc® Type Hub

Catalog Number		A ₁ Bore +.001 (+0.025)	A ₂ Bore +.001 (+0.025)	D ₁ Hub Dia.	D ₂ Hub Dia.	L ₁ Hub Length	L ₂ Hub Length	L Overall Length ± 1/64 (0.4)	Cap Screw	Max. Torque oz. in. (N • m)
Ribbed Style	Smooth Style									
V50FLR-0303	V50FLS-0303	.1200 (3.048)	.1200 (3.048)	.440 (11.18)	.440 (11.18)	.257 (6.53)	.257 (6.53)	2.574 (65.4)	#2-56	100 (0.71)
V50FLR-0304	V50FLS-0304		.1250 (3.175)							
V50FLR-0404	V50FLS-0404		.1250 (3.175)		.440 (11.18)	.495 (12.57)	.257 (6.53)	2.574 (65.4)	#2-56	120 (0.85)
V50FLR-0406	V50FLS-0406	.1250 (3.175)	.1875 (4.763)	.440 (11.18)	.610 (15.49)	.257 (6.53)	.257 (6.53)	2.574 (65.4)	#2-56	120 (0.85)
V50FLR-0408	V50FLS-0408		.2500 (6.35)				.328 (8.33)	2.612 (66.3)	#2-56 / #4-40	
V50FLR-0606	V50FLS-0606	.1875 (4.763)	.1875 (4.763)	.495 (12.57)	.495 (12.57)	.257 (6.53)	.257 (6.53)	2.574 (65.4)	#2-56	150 (1.06)
V50FLR-0608	V50FLS-0608		.2500 (6.35)		.610 (15.49)	.295 (7.49)	.295 (7.49)	2.612 (66.3)	#2-56 / #4-40	150 (1.06)
V50FLR-0808	V50FLS-0808	.2500 (6.35)	.2500 (6.35)	.610 (15.49)	.610 (15.49)	.295 (7.49)	.295 (7.49)	2.65 (67.3)	#4-40	180 (1.27)

Fig. 2 Pin Type Hub

Catalog Number		A ₁ Bore +.0005 (+0.013)	A ₂ Bore +.0005 (+0.013)	D ₁ Hub Dia.	D ₂ Hub Dia.	Set Screw	Max. Torque oz. in. (N • m)
Ribbed Style	Smooth Style						
V50PLR-0303	V50PLS-0303	.1200 (3.048)	.1200 (3.048)	5/16 (7.94)	5/16 (7.94)	#2-56	100 (0.71)
V50PLR-0304	V50PLS-0304		.1248 (3.17)				
V50PLR-0404	V50PLS-0404		.1248 (3.17)		5/16 (7.94)	#2-56	
V50PLR-0406	V50PLS-0406	.1248 (3.17)	.1873 (4.757)	5/16 (7.94)	3/8 (9.53)	#2-56 / #4-40	120 (0.85)
V50PLR-0408	V50PLS-0408		.2498 (6.345)		1/2 (12.7)	#2-56 / #6-32	
V50PLR-0606	V50PLS-0606	.1873 (4.757)	.1873 (4.757)	3/8 (9.53)	3/8 (9.53)	#4-40	150 (1.06)
V50PLR-0608	V50PLS-0608		.2498 (6.345)		1/2 (12.7)	#4-40 / #6-32	
V50PLR-0808	V50PLS-0808	.2498 (6.345)	.2498 (6.345)	1/2 (12.7)	1/2 (12.7)	#6-32	180 (1.27)

Other bore sizes and combinations available on special order.



Couplings – Neo-Flex – Long

www.vibrationmounts.com Phone: 516.328.3662 Fax: 516.328.3365

- **MATERIAL:** Hubs – 303 Stainless Steel
Center – Molded Neoprene, Durometer 73

- MOLDED NEOPRENE CENTER • SHAFT-TO-SHAFT INSULATION
- TORSIONAL VIBRATION ISOLATION
- FAIRLOC® AND PIN TYPE HUBS

Fig. 1 Fairloc Type Hub

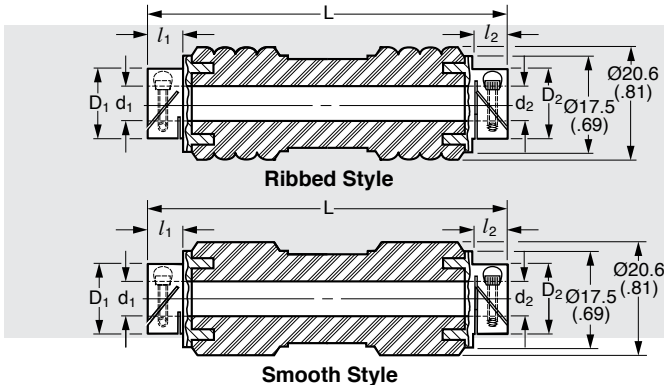
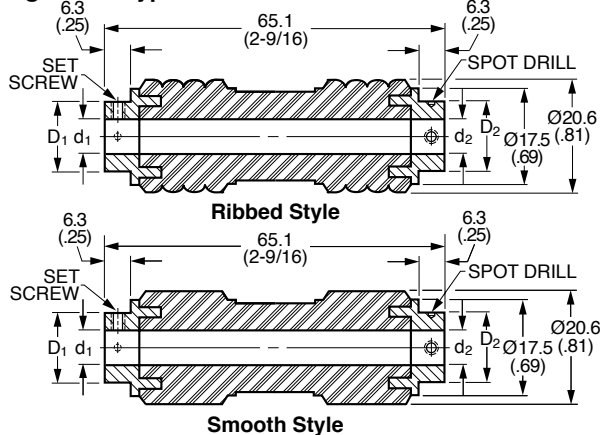


Fig. 2 Pin Type Hub



NOTE: Dimensions in () are inch.

MISALIGNMENT COMPENSATION

	Fairloc Type Hub		Pin Type Hub	
	Ribbed Style	Smooth Style	Ribbed Style	Smooth Style
Max. Angular Offset	15°	8°	15°	8°
Max. Lateral Offset	0.38 (.015)	0.25 (.010)	0.38 (.015)	0.25 (.010)

Fig. 1 Fairloc® Type Hub

Catalog Number		d ₁ Bore +0.025 (+.0010)	d ₂ Bore +0.025 (+.0010)	D ₁ Hub Dia.	D ₂ Hub Dia.	l ₁ Hub Length	l ₂ Hub Length	L Overall Length ± 0.4 (± .016)	Cap Screw	Max. Torque N • m (oz. in.)
Ribbed Style	Smooth Style									
V50FLRM0303	V50FLSM0303	3 (.12)	3 (.12)	11 (.43)	11 (.43)	7 (.28)	7 (.28)	66.3 (2.612)	M2	0.71 (100)
V50FLRM0304	V50FLSM0304		4 (.16)	11 (.43)	12.5 (.49)		7 (.28)	66.3 (2.612)	M2	
V50FLRM0305	V50FLSM0305		5 (.20)	11 (.43)	16 (.63)		7.5 (.30)	66.8 (2.63)	M2/M2.5	
V50FLRM0306	V50FLSM0306		6 (.24)	12.5 (.49)	12.5 (.49)		7.5 (.30)	66.8 (2.63)	M2/M2.5	
V50FLRM0404	V50FLSM0404	4 (.16)	4 (.16)	12.5 (.49)	12.5 (.49)	7 (.28)	7 (.28)	66.3 (2.612)	M2	0.85 (120)
V50FLRM0405	V50FLSM0405		5 (.20)	12.5 (.49)	16 (.63)		7.5 (.30)	66.8 (2.63)	M2/M2.5	
V50FLRM0406	V50FLSM0406		6 (.24)	16 (.63)			7.5 (.30)	66.8 (2.63)	M2/M2.5	
V50FLRM0505	V50FLSM0505		5 (.20)	5 (.20)	16 (.63)	7.5 (.30)	7.5 (.30)	67.3 (2.65)	M2.5	1.06 (150)
V50FLRM0506	V50FLSM0506	5 (.20)	6 (.24)	16 (.63)	16 (.63)					
V50FLRM0606	V50FLSM0606		6 (.24)	16 (.63)	16 (.63)					

NOTE: Fairloc® hubs require controlled shaft tolerances.
Suggested tolerance according to g6, h6 or h7.

Fig. 2 Pin Type Hub

Catalog Number		d ₁ Bore +0.013 (+.0005)	d ₂ Bore +0.013 (+.0005)	D ₁ Hub Dia.	D ₂ Hub Dia.	Set Screw	Max. Torque N • m (oz. in.)
Ribbed Style	Smooth Style						
V50PLRM0303	V50PLSM0303	3 (.12)	3 (.12)	7.9 (.31)	7.9 (.31)	M2	0.71 (100)
V50PLRM0304	V50PLSM0304		4 (.16)		9.5 (.37)	M2	
V50PLRM0306	V50PLSM0306		6 (.24)		12.7 (.50)	M2/M3	
V50PLRM0404	V50PLSM0404	4 (.16)	4 (.16)	9.5 (.37)	9.5 (.37)	M2	0.85 (120)
V50PLRM0406	V50PLSM0406		6 (.24)		12.7 (.50)	M2/M3	
V50PLRM0606	V50PLSM0606	6 (.24)	6 (.24)	12.7 (.50)	12.7 (.50)	M3	1.27 (180)

Other bore sizes and combinations available on special order.