

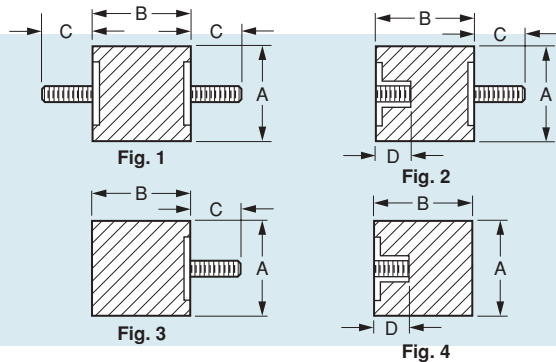


# Cylindrical Mounts – Sorbothane® Type

www.vibrationmounts.com Phone: 516.328.3662 Fax: 516.328.3365

- MATERIAL: Studs – Carbon Steel, Zinc Plated  
Damper – Sorbothane® Polyether-Based Polyurethane  
50 or 70 Shore 00 Durometer

- VIBRATION ISOLATION
- SHOCK ABSORPTION
- LONG FATIGUE LIFE



**New**

SECTION I

TEMPERATURE RANGE: -20°F to +160°F (-29°C to +72°C)

Catalog Number	Fig. No.	Thread Size	A Diameter in. (mm)	B Damper Width in. (mm)	C Stud Length in. (mm)	D Thread Depth in. (mm)	Load Range Per Mount lb. (kgf)
<b>50 Durometer</b>							
V10Z59-MM0807550	1	#8-32	.75 (19.05)	.50 (12.7)	.5 (12.7)	—	4-8 (1.8-3.6)
V10Z59-MM2515050		1/4-20	1.50 (38.1)	1.00 (25.4)			11-16 (5-7.3)
V10Z59-MM2517550		1/4-20	1.75 (44.45)	.85 (21.59)			20-40 (9.1-18.1)
V10Z59-MF0807550	2	#8-32	.75 (19.05)	.50 (12.7)	.5 (12.7)	.25 (6.35)	3-6 (1.4-2.7)
V10Z59-MF2515050		1/4-20	1.50 (38.1)	1.00 (25.4)		.35 (8.89)	11-18 (5-8.2)
V10Z59-MF2517550		1/4-20	1.75 (44.45)	.85 (21.59)		.35 (8.89)	20-40 (9.1-18.1)
V10Z59-MB0807550	3	#8-32	.75 (19.05)	.50 (12.7)	.5 (12.7)	—	3-5 (1.4-2.3)
V10Z59-MB2515050		1/4-20	1.50 (38.1)	1.00 (25.4)			11-18 (5-8.2)
V10Z59-MB2517550		1/4-20	1.75 (44.45)	.85 (21.59)			20-40 (9.1-18.1)
V10Z59-FB0807550	4	#8-32	.75 (19.05)	.50 (12.7)	.5 (12.7)	.25 (6.35)	3-5 (1.4-2.3)
V10Z59-FB2515050		1/4-20	1.50 (38.1)	1.00 (25.4)		.35 (8.89)	11-18 (5-8.2)
V10Z59-FB2517550		1/4-20	1.75 (44.45)	.85 (21.59)		.35 (8.89)	20-40 (9.1-18.1)
<b>70 Durometer</b>							
V10Z59-MM0807570	1	#8-32	.75 (19.05)	.50 (12.7)	.5 (12.7)	—	8-12 (3.6-5.4)
V10Z59-MM2515070		1/4-20	1.50 (38.1)	1.00 (25.4)			19-27 (8.6-12.2)
V10Z59-MM2517570		1/4-20	1.75 (44.45)	.85 (21.59)			35-75 (15.9-34)
V10Z59-MF0807570	2	#8-32	.75 (19.05)	.50 (12.7)	.5 (12.7)	.25 (6.35)	5-12 (2.3-5.4)
V10Z59-MF2515070		1/4-20	1.50 (38.1)	1.00 (25.4)		.35 (8.89)	18-30 (8.2-13.6)
V10Z59-MF2517570		1/4-20	1.75 (44.45)	.85 (21.59)		.35 (8.89)	36-75 (16.3-34)
V10Z59-MB0807570	3	#8-32	.75 (19.05)	.50 (12.7)	.5 (12.7)	—	6-8 (2.7-3.6)
V10Z59-MB2515070		1/4-20	1.50 (38.1)	1.00 (25.4)			18-27 (8.2-12.2)
V10Z59-MB2517570		1/4-20	1.75 (44.45)	.85 (21.59)			35-75 (15.9-34)
V10Z59-FB0807570	4	#8-32	.75 (19.05)	.50 (12.7)	.5 (12.7)	.25 (6.35)	6-8 (2.7-3.6)
V10Z59-FB2515070		1/4-20	1.50 (38.1)	1.00 (25.4)		.35 (8.89)	18-27 (8.2-12.2)
V10Z59-FB2517570		1/4-20	1.75 (44.45)	.85 (21.59)		.35 (8.89)	35-75 (15.9-34)

See additional information on technical page.



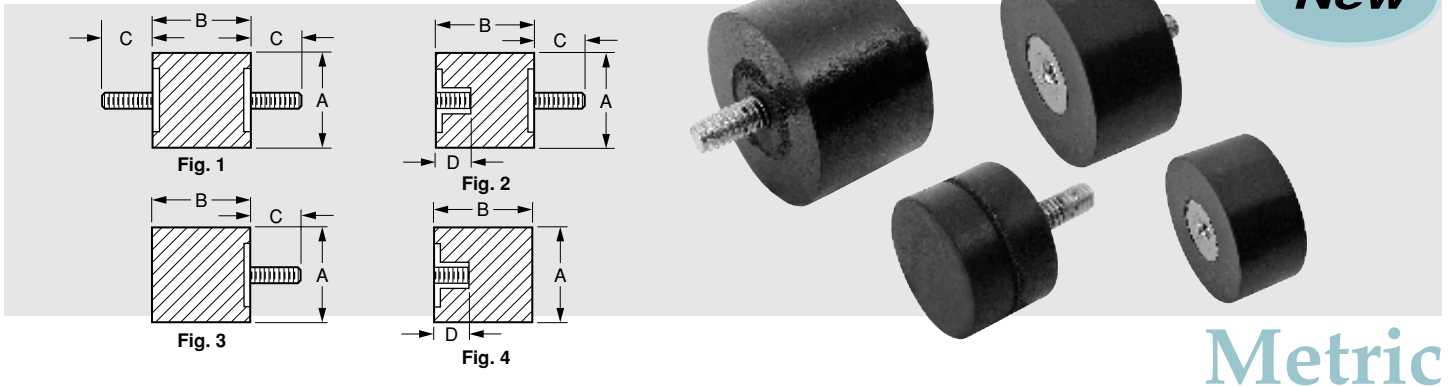
# Cylindrical Mounts – Sorbothane® Type

www.vibrationmounts.com Phone: 516.328.3662 Fax: 516.328.3365

- **MATERIAL:** Studs – Carbon Steel, Zinc Plated  
Damper – Sorbothane® Polyether-Based Polyurethane  
50 or 70 Shore 00 Durometer

- **VIBRATION ISOLATION**
- **SHOCK ABSORPTION**
- **LONG FATIGUE LIFE**

**New**



**Metric**

**OPERATING TEMPERATURE RANGE:** -29°C to +72°C (-20°F to +162°F)

Catalog Number	Fig. No.	Thread Size	A Diameter mm (in.)	B Damper Width mm (in.)	C Stud Length mm (in.)	D Thread Depth mm (in.)	Load Range Per Mount kgf (lb.)
<b>50 Durometer</b>							
V10Z59MMM638150	1	M6	38.1 (1.5)	25.4 (1.00)	12 (.47)	—	5-7 (11-15.4)
V10Z59MMM644550			44.5 (1.75)	21.6 (.85)			9-18 (19.8-39.7)
V10Z59MMF638150	2		38.1 (1.5)	25.4 (1.00)		13.1 (.52)	5-8 (11-17.6)
V10Z59MMF644550			44.5 (1.75)	21.6 (.85)			9-18 (19.8-39.7)
V10Z59MMB638150	3		38.1 (1.5)	25.4 (1.00)	—	5-8 (11-17.6)	
V10Z59MMB644550			44.5 (1.75)	21.6 (.85)		9-18 (19.8-39.7)	
V10Z59MFB638150	4		38.1 (1.5)	25.4 (1.00)	13.1 (.52)	5-8 (11-17.6)	
V10Z59MFB644550			44.5 (1.75)	21.6 (.85)		9-18 (19.8-39.7)	
<b>70 Durometer</b>							
V10Z59MMM638170	1	M6	38.1 (1.5)	25.4 (1.00)	12 (.47)	—	8-12 (17.6-26.5)
V10Z59MMM644570			44.5 (1.75)	21.6 (.85)			16-34 (35.3-75)
V10Z59MMF638170	2		38.1 (1.5)	25.4 (1.00)		13.1 (.52)	8-13 (17.6-28.7)
V10Z59MMF644570			44.5 (1.75)	21.6 (.85)			16-34 (35.3-75)
V10Z59MMB638170	3		38.1 (1.5)	25.4 (1.00)	—	8-12 (17.6-26.5)	
V10Z59MMB644570			44.5 (1.75)	21.6 (.85)		16-34 (35.3-75)	
V10Z59MFB638170	4		38.1 (1.5)	25.4 (1.00)	13.1 (.52)	8-12 (17.6-26.5)	
V10Z59MFB644570			44.5 (1.75)	21.6 (.85)		16-34 (35.3-75)	

See additional information on technical page.



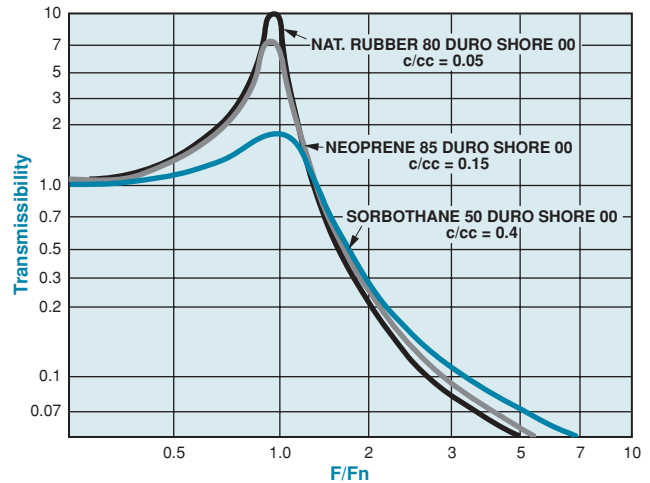
# Sorbothane® Technical Information

www.vibrationmounts.com Phone: 516.328.3662 Fax: 516.328.3365

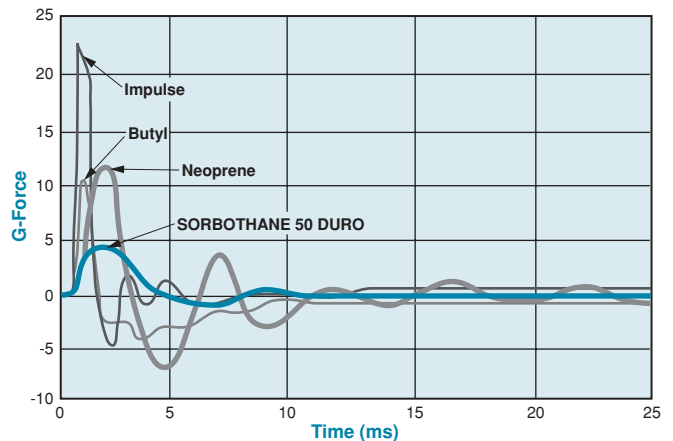
SECTION I

## Inch/Metric

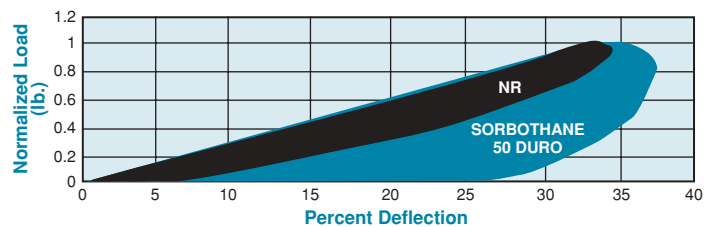
Material Properties of Sorbothane®			
Property	Durometer (Shore 00)		Units
	50	70	
Tensile Strength at Break	122.61 (0.85)	206.06 (1.42)	psi (N/mm <sup>2</sup> )
Elongation at Break	568	399	%
Tensile Elastic Stress at 100% Strain	25.47 (0.18)	66.18 (0.46)	psi (N/mm <sup>2</sup> )
Tensile Elastic Stress at 200% Strain	54.86 (0.38)	127.02 (0.88)	
Tensile Elastic Stress at 300% Strain	80.13 (0.55)	165.95 (1.14)	
Compressive Stress at 20% Strain	12.00 (0.08)	30.00 (0.21)	
Compressive Stress at 50% Strain	105.00 (0.72)	232.00 (1.60)	
Tear Strength	48.73 (8.58)	65.26 (11.49)	lb./in. (N/mm)
Bulk Modulus	2.86 (4.15 x 10 <sup>-5</sup> )	—	Pascal (psi)
Static Coefficient of Friction	10.4	4.1	—
Kinetic Coefficient of Friction	2.6	2.5	—
Density	85.0 (1.4)	84.9 (1.36)	lb./ft <sup>3</sup> (g/cm <sup>3</sup> )
Specific Gravity	1.364	1.363	—
Optimum Performance Temperature Range	-20° to +160° (-29° to +71°)	-20° to +160° (-29° to +71°)	F (C)
Glass Transition	-37.4° (-35.3°)	-34.7° (-35.3°)	C (F)
Flash Ignition Flammability	570° (299°)	—	F (C)
Self Ignition Flammability	750° (399°)	—	F (C)
Flammability Rating with Flame Retardent Added	V2	V2	—
Resilience Test Rebound Height	11	22	%
Resilience Test Rebound Height	18	25	%
Dielectric Strength	256 (10.1)	261 (10.3)	V/mil (kV/mm)
Dynamic Young's Modulus at 5 Hertz	105 (0.72)	120 (0.83)	psi (N/mm <sup>2</sup> )
Dynamic Young's Modulus at 15 Hertz	150 (1.03)	162 (1.12)	
Dynamic Young's Modulus at 30 Hertz	210 (1.45)	237 (1.63)	
Dynamic Young's Modulus at 50 Hertz	270 (1.86)	300 (2.07)	
Tangent Delta at 5 Hertz Excitation	.56	.56	
Tangent Delta at 15 Hertz Excitation	.58	.60	—
Tangent Delta at 30 Hertz Excitation	.57	.59	
Tangent Delta at 50 Hertz Excitation	.50	.55	
Bacterial Resistance	No growth		% wt change
Fungal Resistance	No growth		
Heat Aging	Stable		
Ultraviolet	Good		
Ozone	Special item		
Chemical Resistance to Hydraulic Fluid	-1.4		
Chemical Resistance to Kerosene	4.3		
Chemical Resistance to Diesel	6.4		
Chemical Resistance to Soap Solution	5.0		



Transmissibility of Sorbothane and other materials as a function of the Excitation Frequency/Natural Frequency Ratio



Response of Sorbothane and other materials to an Impulse



Hysteresis Response of Sorbothane and Natural Rubber